

Conrad

EXECUTIVE / GUEST

Effective: August 1, 2022

T R I N I T Y

Date:

Page:

Modification:

Description:

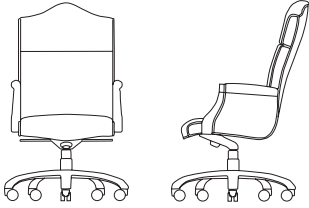
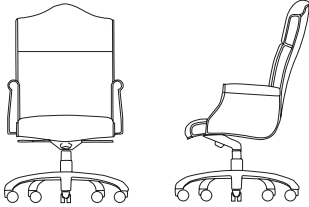
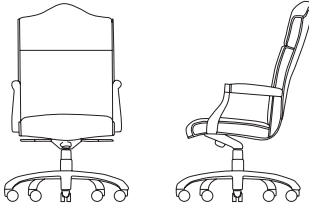
DESCRIPTION:

- Upholstery Frames: Plywood & Hardwood
- Seat / Back: High Density Polyurethane Foam
- Arms: High Density Polyurethane Foam Over Plywood & Hardwood
- Exposed Wood Upholstered Arms & Exposed Wood Open Arms Have Exposed Solid Maple Front Posts Finished In Lacquer
- All Arms Attached & Reinforced w/ Steel
- Black Arched Resin Base Standard
- 10 Year Warranty

OPTIONS:

Specify Exposed Wood Finish (See Page 6)
Base & Caster Options Available (See Conrad Options Pages)

Note: Trinity Must Approve Specific Fabrics / Leathers Used For Tufting.

EXECUTIVE		ITEM #:	SPECIFICATIONS GRADES LIST PRICES:													
		HIGH BACK CHAIR / EXPOSED WOOD UPHOLSTERED ARM	Overall: 24.5"w 28"d 45"-48"h			Arm: 25"-28"h			COM: 3.25 yds. (500-2 / 500-4) / 3.5 yds. (500-2X)							
			Seat: 20.5"w 20"d 17"-20"h			Weight: 65 lbs.			COL: 58.5 sq.ft. (500-2 / 500-4) / 63 sq.ft. (500-2X)							
			COM	COL	1	2	3	4	5	6	7	8	9	10	L1	L2
			500-2	1420	1562	1508	1590	1673	1755	1837	1920	2002	2085	2167	2250	2382
			<i>Tilt Swivel / Pneumatic Seat Height Adjustment</i>													
		500-2X	1571	1728	1664	1754	1843	1932	2022	2111	2200	2290	2379	2468	2605	2927
			<i>Heavy Duty Construction / Overall Size Increased: W + 1.5", D + 1.5" / Tilt Swivel / Pneumatic Seat Height Adjustment</i>													
		500-4	1467	1613	1552	1634	1716	1799	1881	1964	2046	2129	2211	2294	2426	2723
			<i>Knee Tilt Swivel w/ Infinite Lock / Pneumatic Seat Height Adjustment</i>													
		HIGH BACK CHAIR / FULLY UPHOLSTERED ARM	Overall: 26"w 28"d 45"-48"h			Arm: 25"-28"h			COM: 3.5 yds. (501-2 / 501-4) / 3.5 yds. (501-2X)							
			Seat: 20.5"w 20"d 17"-20"h			Weight: 65 lbs.			COL: 63 sq.ft. (501-2 / 501-4) / 63 sq.ft. (501-2X)							
			COM	COL	1	2	3	4	5	6	7	8	9	10	L1	L2
			501-2	1276	1404	1385	1474	1564	1653	1742	1832	1921	2010	2100	2189	2329
			<i>Tilt Swivel / Pneumatic Seat Height Adjustment</i>													
		501-2X	1433	1576	1534	1623	1712	1802	1891	1980	2070	2159	2248	2338	2478	2799
			<i>Heavy Duty Construction / Overall Size Increased: W + 1.5", D + 1.5" / Tilt Swivel / Pneumatic Seat Height Adjustment</i>													
		501-4	1340	1474	1446	1535	1624	1714	1803	1892	1982	2071	2160	2250	2390	2711
			<i>Knee Tilt Swivel w/ Infinite Lock / Pneumatic Seat Height Adjustment</i>													
		HIGH BACK CHAIR / EXPOSED WOOD / OPEN ARM	Overall: 24.5"w 28"d 45"-48"h			Arm: 25"-28"h			COM: 2.75 yds.							
			Seat: 20.5"w 20"d 17"-20"h			Weight: 65 lbs.			COL: 49.5 sq.ft.							
			COM	COL	1	2	3	4	5	6	7	8	9	10	L1	L2
			502-2	1307	1438	1373	1442	1511	1579	1648	1717	1786	1854	1923	1992	2107
			<i>Tilt Swivel / Pneumatic Seat Height Adjustment</i>													
		502-4	1371	1508	1434	1502	1571	1640	1709	1777	1846	1915	1984	2052	2167	2415
			<i>Knee Tilt Swivel w/ Infinite Lock / Pneumatic Seat Height Adjustment</i>													

DESCRIPTION:

- Upholstery Frames: Plywood & Hardwood
- Seat / Back: High Density Polyurethane Foam
- Arms: High Density Polyurethane Foam Over Plywood & Hardwood
- Exposed Wood Upholstered Arms & Exposed Wood Open Arms Have Exposed Solid Maple Front Posts Finished In Lacquer
- All Arms Attached & Reinforced w/ Steel
- Task Arm Has Black Urethane Pad & Adjusts Vertically
- Black Arched Resin Base Standard
- 10 Year Warranty

OPTIONS:

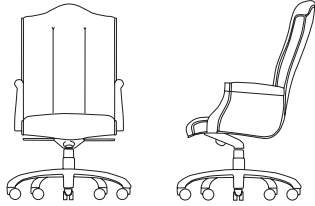
Specify Exposed Wood Finish (See Page 6)
Base & Caster Options Available (See Conrad Options Pages)

EXECUTIVE

ITEM #:

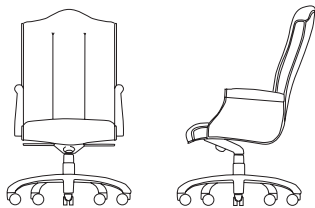
SPECIFICATIONS | GRADES | LIST PRICES:

HIGH BACK CHAIR / EXPOSED WOOD UPHOLSTERED ARM / VERTICAL CHANNEL BACK



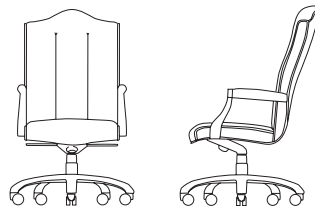
		Overall: 25"w 28"d 45"-48"h	Arm: 25"-28"h		COM: 3.5 yds. (510-2 / 510-4) / 3.5 yds. (510-2X)									
		Seat: 20.5"w 20"d 17"-20"h	Weight: 65 lbs.		COL: 63 sq.ft. (510-2 / 510-4) / 63 sq.ft. (510-2X)									
COM	COL	1	2	3	4	5	6	7	8	9	10	L1	L2	
510-2	1383	1521	1486	1575	1665	1754	1843	1933	2022	2111	2201	2290	2422	2744
<i>Tilt Swivel / Pneumatic Seat Height Adjustment</i>														
510-2X	1439	1583	1539	1629	1718	1807	1897	1986	2076	2165	2254	2344	2478	2799
<i>Heavy Duty Construction / Overall Size Increased: W + 1.5", D + 1.5" / Tilt Swivel / Pneumatic Seat Height Adjustment</i>														
510-4	1441	1585	1541	1630	1720	1809	1898	1988	2077	2166	2256	2345	2477	2799
<i>Knee Tilt Swivel w/ Infinite Lock / Pneumatic Seat Height Adjustment</i>														

HIGH BACK CHAIR / FULLY UPHOLSTERED ARM / VERTICAL CHANNEL BACK



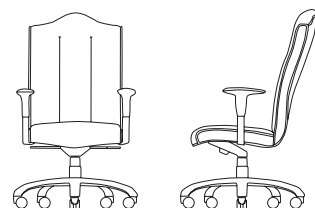
		Overall: 25"w 28"d 45"-48"h	Arm: 25"-28"h		COM: 3.25 yds. (511-2 / 511-4) / 3.25 yds. (511-2X)									
		Seat: 20.5"w 20"d 17"-20"h	Weight: 65 lbs.		COL: 58.5 sq.ft. (511-2 / 511-4) / 58.5 sq.ft. (511-2X)									
COM	COL	1	2	3	4	5	6	7	8	9	10	L1	L2	
511-2	1253	1378	1350	1432	1515	1597	1680	1762	1845	1927	2009	2092	2222	2519
<i>Tilt Swivel / Pneumatic Seat Height Adjustment</i>														
511-2X	1310	1441	1403	1486	1568	1651	1733	1816	1898	1980	2063	2145	2277	2574
<i>Heavy Duty Construction / Overall Size Increased: W + 1.5", D + 1.5" / Tilt Swivel / Pneumatic Seat Height Adjustment</i>														
511-4	1305	1436	1399	1482	1564	1647	1729	1812	1894	1976	2059	2141	2271	2568
<i>Knee Tilt Swivel w/ Infinite Lock / Pneumatic Seat Height Adjustment</i>														

HIGH BACK CHAIR / EXPOSED WOOD OPEN ARM / VERTICAL CHANNEL BACK



		Overall: 25"w 28"d 45"-48"h	Arm: 25"-28"h		COM: 3 yds.									
		Seat: 20.5"w 20"d 17"-20"h	Weight: 65 lbs.		COL: 54 sq.ft.									
COM	COL	1	2	3	4	5	6	7	8	9	10	L1	L2	
512-2	1286	1414	1367	1442	1518	1594	1669	1745	1820	1896	1972	2047	2163	2435
<i>Tilt Swivel / Pneumatic Seat Height Adjustment</i>														
512-4	1344	1478	1422	1497	1573	1649	1724	1800	1875	1951	2027	2102	2218	2490
<i>Knee Tilt Swivel w/ Infinite Lock / Pneumatic Seat Height Adjustment</i>														

HIGH BACK CHAIR / FULLY ADJUSTABLE TASK CHAIR / VERTICAL CHANNEL BACK



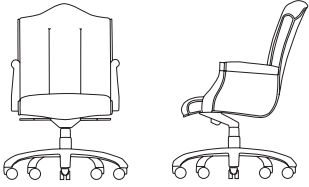
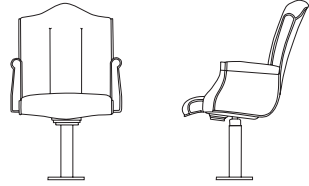
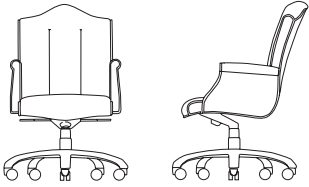
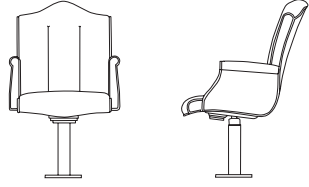
		Overall: 24"w 28"d 45"-48"h	Arm: 25"-28"h		COM: 3 yds.									
		Seat: 20.5"w 20"d 17"-20"h	Weight: 65 lbs.		COL: 54 sq.ft.									
COM	COL	1	2	3	4	5	6	7	8	9	10	L1	L2	
513-2	1138	1251	1227	1302	1378	1454	1529	1605	1680	1756	1832	1907	2014	2286
<i>Tilt Swivel / Pneumatic Seat Height Adjustment</i>														
513-4	1196	1315	1282	1357	1433	1509	1584	1660	1735	1811	1887	1962	2069	2341
<i>Knee Tilt Swivel w/ Infinite Lock / Pneumatic Seat Height Adjustment</i>														

DESCRIPTION:

- Upholstery Frames: Plywood & Hardwood
- Seat / Back: High Density Polyurethane Foam
- Arms: High Density Polyurethane Foam Over Plywood & Hardwood
- Exposed Wood Upholstered Arms & Exposed Wood Open Arms Have Exposed Solid Maple Front Posts Finished In Lacquer
- All Arms Attached & Reinforced w/ Steel
- Black Arched Resin Base Standard
- 10 Year Warranty

OPTIONS:

Specify Exposed Wood Finish (See Page 6)
Base & Caster Options Available (See Conrad Options Pages)

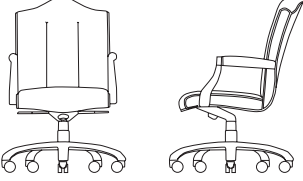
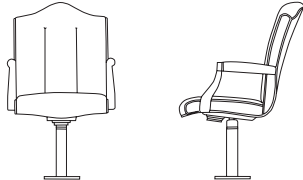
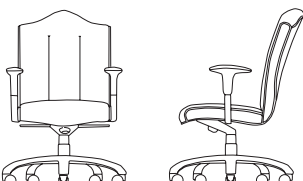
EXECUTIVE		ITEM #:	SPECIFICATIONS GRADES LIST PRICES:														
		LOW BACK CHAIR / EXPOSED WOOD UPHOLSTERED ARM / VERTICAL CHANNEL BACK	Overall: 24.5"w 28"d 36"-39"h Seat: 20.5"w 20"d 17"-20"h			Arm: 25"-28"h Weight: 60 lbs.			COM: 3 yds. COL: 54 sq.ft.								
			COM	COL	1	2	3	4	5	6	7	8	9	10	L1	L2	
			520-2	1362	1499	1439	1515	1591	1666	1742	1817	1893	1969	2044	2120	2242	2514
			<i>Tilt Swivel / Pneumatic Seat Height Adjustment</i>														
			520-4	1426	1569	1500	1575	1651	1727	1802	1878	1953	2029	2105	2180	2302	2574
			<i>Knee Tilt Swivel w/ Infinite Lock / Pneumatic Seat Height Adjustment</i>														
		LOW BACK JURY CHAIR / EXPOSED WOOD UPHOLSTERED ARM / VERTICAL CHANNEL BACK	Overall: 24.5"w 28"d 36"-39"h Seat: 20.5"w 20"d 17"-20"h			Arm: 25"-28"h Weight: 60 lbs.			COM: 3 yds. COL: 54 sq.ft.								
			COM	COL	1	2	3	4	5	6	7	8	9	10	L1	L2	
			520-5	1578	1735	1643	1718	1794	1870	1945	2021	2096	2172	2248	2323	2445	2717
			<i>Tilt Swivel / Pneumatic Seat Height Adjustment / Self-Centering 360° Rotation</i>														
		LOW BACK CHAIR / FULLY UPHOLSTERED ARM / VERTICAL CHANNEL BACK	Overall: 25"w 28"d 36"-39"h Seat: 20.5"w 20"d 17"-20"h			Arm: 25"-28"h Weight: 60 lbs.			COM: 3 yds. COL: 54 sq.ft.								
			COM	COL	1	2	3	4	5	6	7	8	9	10	L1	L2	
			521-2	1224	1346	1308	1384	1460	1535	1611	1686	1762	1838	1913	1989	2113	2385
			<i>Tilt Swivel / Pneumatic Seat Height Adjustment</i>														
			521-4	1282	1410	1363	1439	1515	1590	1666	1741	1817	1893	1968	2044	2168	2440
			<i>Knee Tilt Swivel w/ Infinite Lock / Pneumatic Seat Height Adjustment</i>														
		LOW BACK JURY CHAIR / FULLY UPHOLSTERED ARM / VERTICAL CHANNEL BACK	Overall: 25"w 28"d 36"-39"h Seat: 20.5"w 20"d 17"-20"h			Arm: 25"-28"h Weight: 60 lbs.			COM: 3 yds. COL: 54 sq.ft.								
			COM	COL	1	2	3	4	5	6	7	8	9	10	L1	L2	
			521-5	1439	1583	1512	1587	1663	1739	1814	1890	1965	2041	2117	2192	2316	2588
			<i>Tilt Swivel / Pneumatic Seat Height Adjustment / Self-Centering 360° Rotation</i>														

DESCRIPTION:

- Upholstery Frames: Plywood & Hardwood
- Seat / Back: High Density Polyurethane Foam
- Arms: High Density Polyurethane Foam Over Plywood & Hardwood
- Exposed Wood Upholstered Arms & Exposed Wood Open Arms Have Exposed Solid Maple Front Posts Finished In Lacquer
- All Arms Attached & Reinforced w/ Steel
- Task Arm Has Black Urethane Pad & Adjusts Vertically
- Black Arched Resin Base Standard
- 10 Year Warranty

OPTIONS:

Specify Exposed Wood Finish (See Page 6)
Base & Caster Options Available (See Conrad Options Pages)

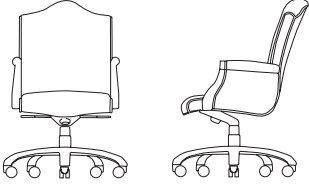
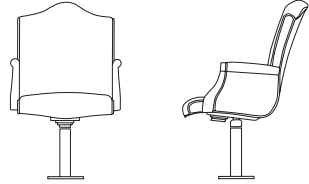
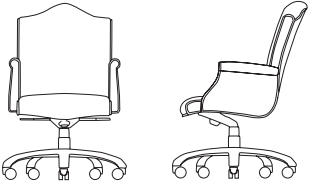
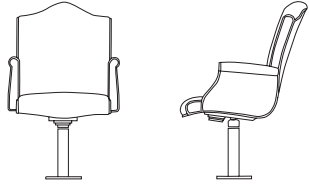
EXECUTIVE	ITEM #:	SPECIFICATIONS GRADES LIST PRICES:													
LOW BACK CHAIR / EXPOSED WOOD OPEN ARM 		Overall: 24.5"w 28"d 36"-39"h			Arm: 25"-28"h			COM: 2.75 yds.							
		Seat: 20.5"w 20"d 17"-20"h			Weight: 60 lbs.			COL: 49.5 sq.ft.							
		COM	COL	1	2	3	4	5	6	7	8	9	10	L1	L2
	522-2	1274	1402	1342	1411	1480	1548	1617	1686	1754	1823	1892	1961	2070	2317
		<i>Tilt Swivel / Pneumatic Seat Height Adjustment</i>													
	522-4	1332	1466	1397	1466	1535	1603	1672	1741	1809	1878	1947	2016	2125	2372
		<i>Knee Tilt Swivel w/ Infinite Lock / Pneumatic Seat Height Adjustment</i>													
LOW BACK JURY CHAIR / EXPOSED WOOD OPEN ARM 		Overall: 24.5"w 28"d 36"-39"h			Arm: 25"-28"h			COM: 2.75 yds.							
		Seat: 20.5"w 20"d 17"-20"h			Weight: 60 lbs.			COL: 49.5 sq.ft.							
		COM	COL	1	2	3	4	5	6	7	8	9	10	L1	L2
	522-5	1484	1632	1513	1568	1623	1678	1732	1787	1842	1897	1952	2007	2107	2305
		<i>Tilt Swivel / Pneumatic Seat Height Adjustment / Self-Centering 360° Rotation</i>													
LOW BACK CHAIR / ADJUSTABLE TASK ARM 		Overall: 25"w 28"d 36"-39"h			Arm: 25"-28"h			COM: 2.75 yds.							
		Seat: 20.5"w 20"d 17"-20"h			Weight: 60 lbs.			COL: 49.5 sq.ft.							
		COM	COL	1	2	3	4	5	6	7	8	9	10	L1	L2
	523-2	1113	1224	1190	1259	1327	1396	1465	1533	1602	1671	1740	1808	1909	2156
		<i>Tilt Swivel / Pneumatic Seat Height Adjustment</i>													
	523-4	1177	1295	1250	1319	1388	1456	1525	1594	1663	1731	1800	1869	1969	2216
		<i>Knee Tilt Swivel w/ Infinite Lock / Pneumatic Seat Height Adjustment</i>													

DESCRIPTION:

- Upholstery Frames: Plywood & Hardwood
- Seat / Back: High Density Polyurethane Foam
- Arms: High Density Polyurethane Foam Over Plywood & Hardwood
- Exposed Wood Upholstered Arms & Exposed Wood Open Arms Have Exposed Solid Maple Front Posts Finished In Lacquer
- All Arms Attached & Reinforced w/ Steel
- Black Arched Resin Base Standard
- 10 Year Warranty

OPTIONS:

Specify Exposed Wood Finish (See Page 6)
Base & Caster Options Available (See Conrad Options Pages)

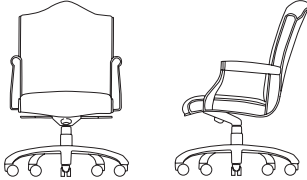
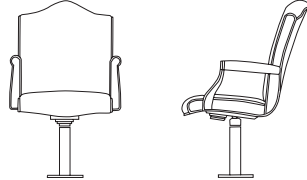
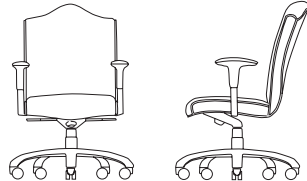
EXECUTIVE		ITEM #:	SPECIFICATIONS GRADES LIST PRICES:																					
	LOW BACK CHAIR / EXPOSED WOOD UPHOLSTERED ARM		Overall: 24.5"w 28"d 36"-39"h Seat: 20.5"w 20"d 17"-20"h			Arm: 25"-28"h Weight: 60 lbs.			COM: 3.25 yds. COL: 58.5 sq.ft.															
			COM	COL	1	2	3	4	5	6	7	8	9	10	L1	L2								
	530-2		1307	1437	1400	1483	1565	1648	1730	1813	1895	1978	2060	2143	2263	2560								
		<i>Tilt Swivel / Pneumatic Seat Height Adjustment</i>																						
		530-4	1365	1501	1455	1538	1620	1703	1785	1868	1950	2033	2115	2198	2318	2615								
		<i>Knee Tilt Swivel w/ Infinite Lock / Pneumatic Seat Height Adjustment</i>																						
	LOW BACK JURY CHAIR / EXPOSED WOOD UPHOLSTERED ARM		Overall: 24.5"w 28"d 36"-39"h Seat: 20.5"w 20"d 17"-20"h			Arm: 25"-28"h Weight: 60 lbs.			COM: 3.25 yds. COL: 58.5 sq.ft.															
			COM	COL	1	2	3	4	5	6	7	8	9	10	L1	L2								
	530-5		1516	1668	1598	1681	1763	1846	1928	2011	2093	2176	2258	2341	2461	2758								
		<i>Tilt Swivel / Pneumatic Seat Height Adjustment / Self-Centering 360° Rotation</i>																						
	LOW BACK CHAIR / FULLY UPHOLSTERED ARM		Overall: 26"w 28"d 36"-39"h Seat: 20.5"w 20"d 17"-20"h			Arm: 25"-28"h Weight: 60 lbs.			COM: 3.25 yds. COL: 58.5 sq.ft.															
			COM	COL	1	2	3	4	5	6	7	8	9	10	L1	L2								
	531-2		1189	1308	1289	1372	1454	1537	1619	1701	1784	1866	1949	2031	2156	2452								
		<i>Tilt Swivel / Pneumatic Seat Height Adjustment</i>																						
		531-4	1247	1372	1344	1427	1509	1591	1674	1756	1839	1921	2004	2086	2211	2507								
		<i>Knee Tilt Swivel w/ Infinite Lock / Pneumatic Seat Height Adjustment</i>																						
	LOW BACK JURY CHAIR / FULLY UPHOLSTERED ARM		Overall: 26"w 28"d 36"-39"h Seat: 20.5"w 20"d 17"-20"h			Arm: 25"-28"h Weight: 60 lbs.			COM: 3.25 yds. COL: 58.5 sq.ft.															
			COM	COL	1	2	3	4	5	6	7	8	9	10	L1	L2								
	531-5		1398	1538	1487	1570	1652	1734	1817	1899	1982	2064	2147	2229	2353	2650								
		<i>Tilt Swivel / Pneumatic Seat Height Adjustment / Self-Centering 360° Rotation</i>																						

DESCRIPTION:

- Upholstery Frames: Plywood & Hardwood
- Seat / Back: High Density Polyurethane Foam
- Arms: High Density Polyurethane Foam Over Plywood & Hardwood
- Exposed Wood Upholstered Arms & Exposed Wood Open Arms Have Exposed Solid Maple Front Posts Finished In Lacquer
- All Arms Attached & Reinforced w/ Steel
- Task Arm Has Black Urethane Pad & Adjusts Vertically
- Black Arched Resin Base Standard
- 10 Year Warranty

OPTIONS:

Specify Exposed Wood Finish (See Page 6)
Base & Caster Options Available (See Conrad Options Pages)

EXECUTIVE	ITEM #:	SPECIFICATIONS GRADES LIST PRICES:															
<p>LOW BACK CHAIR / EXPOSED WOOD OPEN ARM</p> 		Overall: 25"w 28"d 36"-39"h Seat: 20.5"w 20"d 17"-20"h			Arm: 25"-28"h Weight: 60 lbs.			COM: 2.75 yds. COL: 49.5 sq.ft.									
		COM	COL	1	2	3	4	5	6	7	8	9	10	L1	L2		
	532-2	1230	1353	1301	1369	1438	1507	1576	1644	1713	1782	1850	1919	2024	2271		
		<i>Tilt Swivel / Pneumatic Seat Height Adjustment</i>															
	532-4	1289	1417	1356	1424	1493	1562	1631	1699	1768	1837	1905	1974	2079	2326		
		<i>Knee Tilt Swivel w/ Infinite Lock / Pneumatic Seat Height Adjustment</i>															
<p>LOW BACK JURY CHAIR / EXPOSED WOOD OPEN ARM</p> 		Overall: 25"w 28"d 36"-39"h Seat: 20.5"w 20"d 17"-20"h			Arm: 25"-28"h Weight: 60 lbs.			COM: 2.75 yds. COL: 49.5 sq.ft.									
		COM	COL	1	2	3	4	5	6	7	8	9	10	L1	L2		
	532-5	1440	1584	1499	1567	1636	1705	1774	1842	1911	1980	2048	2117	2222	2469		
		<i>Tilt Swivel / Pneumatic Seat Height Adjustment / Self-Centering 360° Rotation</i>															
<p>LOW BACK CHAIR / ADJUSTABLE TASK CHAIR</p> 		Overall: 24"w 28"d 36"-39"h Seat: 20.5"w 20"d 17"-20"h			Arm: 25"-28"h Weight: 60 lbs.			COM: 2.75 yds. COL: 49.5 sq.ft.									
		COM	COL	1	2	3	4	5	6	7	8	9	10	L1	L2		
	533-2	1074	1181	1153	1222	1290	1359	1428	1497	1565	1634	1703	1771	1868	2115		
		<i>Tilt Swivel / Pneumatic Seat Height Adjustment</i>															
	533-4	1132	1245	1208	1277	1345	1414	1483	1551	1620	1689	1758	1826	1923	2170		
		<i>Knee Tilt Swivel w/ Infinite Lock / Pneumatic Seat Height Adjustment</i>															

DESCRIPTION:




- Exposed Frames: Solid Maple
- Seat: High Density Polyurethane Foam Over Sheet Webbing
- Back: High Density Polyurethane Foam Over Polypropylene Webbing
- Upholstered Arms: Polyurethane Foam Over Hardwood
- Stacking Chairs Stack (4) High
- 10 Year Warranty

OPTIONS:

- D350-6 Single Stacking Cart (Stacks 6 Chairs).....\$855
- D350-12 Double Stacing Cart (Stacks 12 Chairs).....\$1248
- ST-1 Wooden Horizontal Stretchers.....\$97
- BR-1 Wooden Horizontal Book Rack.....\$167

Specify Exposed Wood Finish (See Page 6)

Upholstered Arms May Be Specified In Vinyl / Leather (Contact Factory For Details)

GUEST	ITEM #:	SPECIFICATIONS GRADES LIST PRICES:													
STACKING ARM CHAIR / UPHOLSTERED ARM 	550	Overall: 23"w 25"d 35"h		Arm: 25"h					COM: 1.75 yds.						
		Seat: 19.25"w 18"d 19"h		Weight: 25 lbs.					COL: 31.5 sq.ft.						
		COM	COL	1	2	3	4	5	6	7	8	9	10	L1	L2
		1060	1166	1085	1126	1167	1209	1250	1291	1332	1373	1415	1456	1523	1672
		<i>Open Back</i>													
CLOSED ARM SIDE CHAIR 	560	Overall: 23"w 25"d 35"h		Arm: 25"h					COM: 2.5 yds.						
		Seat: 19.25"w 18"d 19"h		Weight: 40 lbs.					COL: 45 sq.ft.						
		COM	COL	1	2	3	4	5	6	7	8	9	10	L1	L2
		1240	1364	1296	1358	1420	1482	1544	1606	1667	1729	1791	1853	1948	2170
		<i>Closed Back</i>													
OPEN ARM SIDE CHAIR / UPHOLSTERED TOP ARM / TUFTED BACK 	571	Overall: 23"w 25"d 35"h		Arm: 25"h					COM: 2 yds.						
		Seat: 19.25"w 18"d 19"h		Weight: 35 lbs.					COL: 36 sq.ft.						
		COM	COL	1	2	3	4	5	6	7	8	9	10	L1	L2
		1071	1178	1108	1157	1205	1253	1301	1349	1397	1445	1493	1541	1623	1796
		<i>Closed Tufted Back</i>													


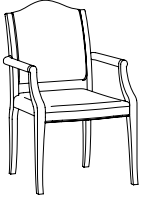
DESCRIPTION:

- Exposed Frames: Solid Maple
- Seat: High Density Polyurethane Foam Over Sheet Webbing
- Back: High Density Polyurethane Foam Over Polypropylene Webbing
- Upholstered Arms: Polyurethane Foam Over Hardwood
- 10 Year Warranty









OPTIONS:



- ST-1 Wooden Horizontal Stretchers.....\$97
- BR-1 Wooden Horizontal Book Rack.....\$167

Specify Exposed Wood Finish (See Page 6)
 Upholstered Arms May Be Specified In Vinyl / Leather (Contact Factory For Details)

GUEST	ITEM #:	SPECIFICATIONS GRADES LIST PRICES:													
<p>OPEN ARM SIDE CHAIR / UPHOLSTERED TOP ARM</p> 	572	Overall: 23"w 25"d 35"h		Arm: 25"h		COM: 1.75 yds.									
		Seat: 19.25"w 18"d 19"h		Weight: 35 lbs.		COL: 31.5 sq.ft.									
		COM	COL	1	2	3	4	5	6	7	8	9	10	L1	L2
		1008	1109	1036	1077	1118	1159	1201	1242	1283	1324	1365	1407	1465	1614
		<i>Open Back</i>													
<p>OPEN ARM SIDE CHAIR / EXPOSED WOOD TOP ARM</p> 	577	Overall: 23"w 25"d 35"h		Arm: 25"h		COM: 1.75 yds.									
		Seat: 19.25"w 18"d 19"h		Weight: 35 lbs.		COL: 31.5 sq.ft.									
		COM	COL	1	2	3	4	5	6	7	8	9	10	L1	L2
		1080	1188	1103	1145	1186	1227	1268	1310	1351	1392	1433	1474	1537	1685
		<i>Open Back</i>													

BASES	OPTION #:	SPECIFICATIONS LIST PRICES AVAILABILITY:								
TRANSITIONAL WOOD BASE		Overall: 25"w 25"d 5.5"h								
	TWB	<p>\$193 Solid Hardwood Cap, Steel Reinforced 5 Prong Base With 55mm Black Dual Wheel Casters.</p> <p>OPTIONS:</p> <table border="0"> <tr> <td>Carpet Caster - 2" Metal Balls</td> <td>\$164 (Set Of 5)</td> </tr> <tr> <td>Antique Bronze Hooded Caster - 2" Rubber Ball</td> <td>\$151 (Set Of 5)</td> </tr> <tr> <td>Brass Hooded Black Caster - 2" Dual Wheels</td> <td>\$84 (Set Of 5)</td> </tr> </table> <p>Available: Conrad Executive Seating</p>	Carpet Caster - 2" Metal Balls	\$164 (Set Of 5)	Antique Bronze Hooded Caster - 2" Rubber Ball	\$151 (Set Of 5)	Brass Hooded Black Caster - 2" Dual Wheels	\$84 (Set Of 5)		
Carpet Caster - 2" Metal Balls	\$164 (Set Of 5)									
Antique Bronze Hooded Caster - 2" Rubber Ball	\$151 (Set Of 5)									
Brass Hooded Black Caster - 2" Dual Wheels	\$84 (Set Of 5)									
CLASSIC WOOD BASE		Overall: 28"w 28"d 5"h								
	CWB	<p>\$193 Solid Hardwood Cap, Steel Reinforced 5 Prong Base With 55mm Black Dual Wheel Casters.</p> <p>OPTIONS:</p> <table border="0"> <tr> <td>Carpet Caster - 2" Metal Balls</td> <td>\$164 (Set Of 5)</td> </tr> <tr> <td>Antique Bronze Hooded Caster - 2" Rubber Ball</td> <td>\$151 (Set Of 5)</td> </tr> <tr> <td>Brass Hooded Black Caster - 2" Dual Wheels</td> <td>\$84 (Set Of 5)</td> </tr> <tr> <td>Brass Scuff Plates</td> <td>\$105 (Set Of 5)</td> </tr> </table> <p>Available: Conrad Executive Seating</p>	Carpet Caster - 2" Metal Balls	\$164 (Set Of 5)	Antique Bronze Hooded Caster - 2" Rubber Ball	\$151 (Set Of 5)	Brass Hooded Black Caster - 2" Dual Wheels	\$84 (Set Of 5)	Brass Scuff Plates	\$105 (Set Of 5)
Carpet Caster - 2" Metal Balls	\$164 (Set Of 5)									
Antique Bronze Hooded Caster - 2" Rubber Ball	\$151 (Set Of 5)									
Brass Hooded Black Caster - 2" Dual Wheels	\$84 (Set Of 5)									
Brass Scuff Plates	\$105 (Set Of 5)									
ARCHED RESIN BASE		Overall: 27"w 27"d 6.25"h								
	ARB	<p>Standard - No Charge Black Reinforced Nylon 5 Prong Base With 55mm Black Dual Wheel Casters.</p> <p>OPTIONS:</p> <table border="0"> <tr> <td>Black Sculptured Glides</td> <td>No Upcharge</td> </tr> </table> <p>Available: Conrad Executive Seating</p>	Black Sculptured Glides	No Upcharge						
Black Sculptured Glides	No Upcharge									
POLISHED ALUMINUM BASE		Overall: 26"w 26"d 8"h								
	PAB	<p>\$98 Polished Aluminum 5 Prong Base With 55mm Black Dual Wheel Casters</p> <p>OPTIONS:</p> <table border="0"> <tr> <td>C4 Black Sculptured Glides</td> <td>No Upcharge (Set Of 5)</td> </tr> <tr> <td>C5 Polished Aluminum Hooded Casters</td> <td>\$105 (Set Of 5)</td> </tr> </table> <p>Available: Conrad Executive Seating</p>	C4 Black Sculptured Glides	No Upcharge (Set Of 5)	C5 Polished Aluminum Hooded Casters	\$105 (Set Of 5)				
C4 Black Sculptured Glides	No Upcharge (Set Of 5)									
C5 Polished Aluminum Hooded Casters	\$105 (Set Of 5)									

BASES / CASTERS / SCUFF PLATES	OPTION #:	SPECIFICATIONS LIST PRICES AVAILABILITY:
<p>HIGH PROFILE BASE</p> 	<p>HPB</p> <p>Overall: 26"w 26"d 8"h</p> <hr/> <p>No Charge <i>Black Reinforced Nylon 5 Prong Base With 55mm Black Dual Wheel Casters</i></p> <p>Available: <i>Conrad Executive Seating</i></p>	
<p>JURY BASE</p> 	<p>JRB</p> <p>Overall: 8.5" Diameter 3.75"h</p> <hr/> <p>\$198 <i>360° Rotation, Self Centering With Pneumatic Height Adjustment</i></p> <p>OPTIONS: No Rotation</p> <p>Available: <i>Conrad Executive Seating</i></p>	
<p>CASTERS</p> <div style="display: flex; flex-wrap: wrap;"> <div style="width: 50%;">  <p>(C1) Carpet Caster - 2" Metal Balls</p> </div> <div style="width: 50%;">  <p>(C2) Antique Bronze Hooded Caster - 2" Rubber Ball</p> </div> <div style="width: 50%;">  <p>(C3) Brass Hooded Black Caster - 2" Dual Wheels</p> </div> <div style="width: 50%;">  <p>(C4) Black Sculptured Glide - 2" Flat Bottom Glide</p> </div> <div style="width: 50%;">  <p>(C5) Polished Aluminum Caster - 2" Dual Wheels</p> </div> </div>	<p>Overall: 2"h</p> <hr/> <p>C1 \$164 (Set Of 5) <i>Carpet Caster - 2" Metal Balls (Additional Finishes Available)</i></p> <p>C2 \$151 (Set Of 5) <i>Antique Bronze Hooded Caster - 2" Rubber Ball (Additional Finishes Available)</i></p> <p>C3 \$84 (Set Of 5) <i>Brass Hooded Black Caster - 2" Dual Wheels (Additional Finishes Available)</i></p> <p>C4 No Charge (Set Of 5) <i>Black Sculptured Glide - 2" Flat Bottom Glide</i></p> <p>C5 \$105 (Set Of 5) <i>Polished Aluminum Hooded Caster - 2" Dual Wheels</i></p> <p>Available: <i>Conrad Executive Seating</i></p>	
<p>SCUFF PLATES</p> 	<p>SP</p> <p>Overall: 1"w 4"d</p> <hr/> <p>\$105 (Set Of 5) <i>(Specify Brass Or Pewter)</i></p> <p>Available: <i>Classic Base Only</i></p>	

STRETCHERS / BOOK RACK / STACKING / COVERS	OPTION #:	SPECIFICATIONS LIST PRICES AVAILABILITY:
<p>STRETCHERS</p> 	<p>ST-1</p> <p><i>Overall: 23"w 25"d 1"h</i></p> <p>\$97 <i>Wooden Horizontal Stretchers</i></p> <p><i>Available: Conrad Guest Chairs</i></p>	
<p>BOOK RACK</p> 	<p>BR-1</p> <p><i>Overall: 23"w 25"d 1"h</i></p> <p>\$167 <i>Wooden Horizontal Book Rack</i></p> <p><i>Available: Conrad Guest Chairs</i></p>	
<p>STACKING CARTS</p>  <p>Single Stacking</p> <p>Double Stacking</p>	<p><i>Overall: 26"w 37"d 12"h (Single Stacking Cart) / 37"w 50"d 12"h (Double Stacking Cart)</i></p> <p>D350-6</p> <p>\$855 <i>Single Stacking Cart (Stacks 6 Chairs)</i></p> <p>D350-12</p> <p>\$1248 <i>Double Stacking Cart (Stacks 12 Chairs)</i></p> <p><i>Available: Conrad Stacking Chairs</i></p>	
<p>CONTRASTING COVERS</p> 	<p><i>Overall: n/a</i></p> <p>CC</p> <p>\$129</p> <p><i>NOTE: If Two Or More Upholsteries Or Leathers Are Used On Any Piece Of Furniture, Then A Contrast Charge Will Apply Per Order. When Using Trinity Upholstery, The Higher Priced Upholstery Grade Will Be Used In Pricing, Unless It's Trinity Leather With Fabric Contrast Welt, Or COM With Trinity Contrast Welt, Then Contact Customer Service For Pricing.</i></p> <p><i>Available: Conrad Collection</i></p>	